



The Secret To Dog Training And Dog Care.

By Steve Edwards

Brought To You By:

Pitbull Friends

&

The Dog Blog

All Rights Reserved

This book and its contents are copyrighted © by Steve Edwards and Pitbull Friends.

This book or report may not be copied, reproduced, or sold in part or in its entirety without the express written consent of its copyrighter.

Legal Disclaimer

The information presented in this book represents the views of the author and his research as of the date of its publication. The author reserves the right to alter or update this work and his opinions based on any new information or condition.

This work is for informational purposes only. The author accepts no responsibilities for any liabilities that may result from the use or misuse of this information. If you wish to apply any ideas, techniques, or information contained within this report you are taking full responsibilities for your actions.

The author of this work doesn't warrant the performance or effectiveness of any sites or products listed or linked to in this report. All links are for informational purposes and are not warranted for their content or accuracy.

Every attempt has been made to verify the information provided by this work as well as all references or links herein, the author cannot assume any responsibility for errors, inaccuracies, or omissions.

Free Distribution Rights To This Report In Its Unmodified Form!

This is a completely free report. You are permitted to share this work in its entirety with your friends, distribute it in your newsletter, send this file in emails, link to it in your website or blog, or offer it as a free download so as many readers as possible can benefit from this work.

You do not have the right to alter or change this work in any way. All links, credits, resources, content, and information must remain intact and un-copied.

Table of Contents

Introduction	Page 7
Finding The Right Dog	Page 8
Which Dog Breed Is Right For You	Page 8
Where To Get Your New Dog	Page 12
Going To A Pet Store	Page 12
Going To A Dealer Or Breeder	Page 12
Going To A Dog Rescue Organization	Page 13
Preparing For Your Dogs Arrival	Page 13
What You Need Before Your Dog Arrives	Page 14
The Essential Items	Page 14
Decide How To Divide The Responsibilities	Page 16
Before You Buy Do Your Research	Page 16
Find Out Legal Requirements In Your Area	Page 17
Choose A Local Veterinarian	Page 17
Puppy Proof Your Home	Page 17
What If You Already Have Another Dog	Page 18
How To Introduce Your Two Dogs	Page 18
Initial Dog Training Techniques	Page 19
Detrimental Things To Keep In Mind	Page 20
The Whole House Should Participate Consistently	Page 20
Cut Back On The General Commands	Page 20
When It Comes To Your Dog Patience Is Virtue	Page 21
Respect Your Dogs Comfort Level	Page 22
Does Your Dog Really Like His Treats	Page 22
Use Negative Reinforcement Very Sparingly	Page 23
Don't Pick A Dog With A Different Activity Level	Page 24
Stay Positive And Keep Training Short	Page 24
Give Lots Of Affection At The Right Times	Page 24

Feed Your Dog A Good Quality Diet	Page 25
Don't Give In To Doggy Temptation	Page 25
How To Train Your New Dog	Page 26
Special Training Collars	Page 27
Leash Training	Page 27
Training Your Dog To Walk	Page 28
Crate Or Kennel Training	Page 29
House Breaking Your Puppy	Page 30
Bell Training To Be Let Out	Page 31
Treadmill Training	Page 31
Specific Command Training	Page 32
The Complete Dog Training Academy	Page 36
Secrets To Dog Training	Page 36
Complete Pitbull Guide	Page 37
Dog And Puppy Diet Information	Page 37
What Type Of Dog Food To Feed Your Dog	Page 38
How Much Should Your Dog Eat And How Often	Page 39
Is The RAW Diet Right For Your Dog	Page 40
Good Dog Exercise Routines	Page 41
Some Great Outdoor Activities And Games	Page 41
Fun Indoor Games For Bad Weather	Page 43
Good Dog Health Care Practices	Page 45
When Should You Call Your Vet	Page 45
Best Dog Training You Can Find	Page 47
Sit, Stay, Fetch Training	Page 48
Pitbull Revealed	Page 48
Complete Dog Training Academy	Page 49
Absolute Best Online Dog Products	Page 50
Clicker Training: Become A Super Trainer	Page 50
Pitbull Revealed	Page 51
National Pet Pharmacy	Page 51
How To Litter Box Train Your Dog	Page 51
Shocking Dog Food Secrets	Page 52

Going RAWR, Complete Raw Food Diet	Page 52
At Home Dog Grooming Secrets	Page 52
Home Veterinary Secrets Revealed	Page 53
Heal Your Dog Naturally	Page 53
Secrets To Dog Training	Page 53
Aromatherapy For Your Dog	Page 54
Pitbull Friends Amazon Store	Page 54

Introduction

If you're like me you probably feel your dogs are just another part of your family. They live with you and you see them every single day. You might even sleep in the same bed and because of this it can be difficult to remember they are a whole different species.

The fact of the matter however, is they are a whole different species. It's easy to treat your dog like a four legged person but is that really the best thing for them?

When you get your first dog, or even your third or fourth it can seem like a daunting and impossible task to take care of them and train them at all, let alone to do it right. Well I wrote this absolutely free Dog Care and Training eBook to help you achieve just that.

When I designed and wrote this book I did it to give you a better understanding of proper dog care and training. You will learn how to find the right dog for you if you haven't already, what to feed your dog, how to maintain proper health, how to train your dog, and everything in between.

Who Am I?

That's a good question, my name is Steve Edwards and I am a proud dog owner and the writer and developer of two popular dog websites.

I spent my entire childhood life around dogs; my dad was a whole hearted rescuer of abandoned dogs. My mom generally held him to a three dogs at a time rule, but even that wasn't always followed strictly. Many of my father's dogs were ill behaved and well into their years, they often required advanced training techniques to keep them in line.

I have long since grown up and moved out and I am now the proud owner of two very well behaved American Pitbull Terrier Mixes. They are mixes because I have inherited that dog rescuer gene from my father and will likely never get a dog that isn't an adoption. Rescue adoptions typically have no papers and I am not entirely sure what my dogs lineages are, and I really don't care I'm not k9 racist, I love my dogs.

I created and maintain the [Pitbull Friends Website](#) as well as [The Dog Blog](#) for news and articles on all dog species. I hope that my years of dog training and experience as well as my research and work building my websites can be of some help to you in your dog training adventure.

Finding the Right Dog

If you already have a dog, well then feel free to move onto the next section. For the rest of you that are still looking for that perfect best friend that you will want to spend the next ten or fifteen years with, there are a number of things you will want to keep in mind to avoid a regretful mistake.

Which Dog Breed Is Right For You?

Before getting your new companion, be sure that you know what breed is the right breed for you. There is an intimidating number of dog breeds with very different needs, energy levels, and lifestyles. Make sure you don't get stuck with the wrong pet which is potentially a very bad situation for both you and the dog.

You may think a dog is a dog, and in many ways you would be right; the personality of each particular dog can have a more dramatic effect on the behavior and needs of that dog than the breed itself. Choosing the right breed is still a crucial first step to an optimal partnership between you and your pet. The breed you choose has a lot of influence on the dog's personality, energy level, skills, look, and probable health problems and life expectancy.

Here is a list of some typical breed differences that may affect your relationship with your animal, you should take all of these differences into consideration before making the decision about which breed you intend to look at.

Check out the [American Kennel Club](#) for more specific breed Information.



Breed Size

This can be a huge consideration when deciding what dog is right for you. Think hard about the general size of the breed you have in mind to make sure you are capable of handling a dog that big, or that small. If you live in a one bedroom apartment you may not have space for a Great Dane, and if you're a big tough guy maybe you just won't feel like a Shiatsu really honors your style. There are also certain personality traits or health problems that are generally typical of either large or small dogs.

Breed Skills

This may mean nothing to you, maybe you don't care how fast your dog can run, or what agility abilities they may have, but then it again you might. Dogs have many abilities; they have been bred for everything from digging rats out of a hole, to herding cattle. Some dogs were bred for fighting, some for hunting, tracking, some for running, some for digging, and some are just best at lying around. You should keep in mind that whatever your dogs ancestors were originally bred to do they may try to recreate those actions in some way, which could mean digging a hole in your yard, or sprinting around your house.

Average Breed Temperament

Different breeds are more prone to different personality types. Keep in mind this isn't a full proof expectancy but rather just an expected average of that breed. Some breeds are more commonly very active and energetic whereas other breeds are very lazy and laid back. Some breeds are more stubborn and difficult to train where as others typically fall right in line with no struggle. Some are more affectionate than others, some more independent, it is best to do the research on your desired breed to ensure you get the dog type that fits your personal requirements.

Breed Exercise Requirements

Every breed has their own set of exercise requirements which is a big consideration. Some dogs need lots of exercise or they become bundles of energy that just explode in your house, they will be poorly behaved and over excited if they don't get this energy release. On the other end of the spectrum if you are a very energetic person and like to hike, run, and rollerblade with your dog you want a dog that is physically capable and willing to keep up with you.

Grooming Requirements

The grooming you will need to do in order to keep your dog in good standards can be drastically different from one breed to another. Some dogs have very short hair, others have long hair, and some dogs even have no hair at all. Some dogs shed a lot making a mess; others never shed and require regular haircuts. Some dogs need more regular baths than others, some dogs need more nail trimming than others, and some dogs even require daily combing. You should think about how willing you are to manage your dogs grooming requirements before you jump into a pet responsibility that could last up to fifteen years.

[At Home Dog Grooming Secrets](#)

This Is A Simple And Effective Set Of Dog Grooming Secrets That Will Save You Hundreds Of Dollars Each Year And Have Your Dog Looking And Feeling Their Best!

Grooming Your Dog At Home Is Easy, Stress Free (For You And Your Dog) And Very Cheap Once You Know How!



Common Breed Health Issues

Just like different races of people are more prone to different diseases or health issues than others, different breeds of dog work the same way. As your dog gets older they become more and more prone to specific health problems based on their breed. Some breeds have considerably longer life expectancies than others; some have specific breeding problems if you intend to breed. Some breeds are generally very healthy and have more longevity than others if this is particularly important to you it should be a definite consideration.


More Specific Breed Information

This is just a short list of considerations when choosing what breed of dog is best for you. It gets so in depth that it would take a dedicated book to discuss all the individual breeds.

Here are a few great resources of in depth information of every breed and their specific and individual personality types, needs, and requirements. Please read these three How to Choose Your Dog Breed eBooks and articles before making your final decision.

1.) [The Ultimate Guide to Choosing a Dog:](#)

Discover How You Can Quickly, Easily and Expertly Choose Your Dog Even If You've Never Had A Dog Before, Which Is Guaranteed To Give You A Lifetime Of Joy Without Running Up Against Bad Breeders And Puppy Farmers, Impacts On Your Health, Sky High Stress, Ruined Relationships And No Friends, Hundreds Of Hours Wasted, Thousands Down The Drain, And The Heartbreak Of Letting Your Dog Go Because You Made The Wrong Choice Anyway!



2.) [Choosing the Best Dog Breed for Your Children:](#)

Is There A Best Dog Breed For Children? How Much Should You Pay? Is Your Family Ready? Which Dog Should You Get?

1000's of Dogs Lose Their Home EVERY Day Because Families Don't Know the Steps to Choosing the Right Dog for Their Family.

How Do You Avoid Heartbreak and Choose the Best Dog for Your Family?

Don't Give In to the First Adorable Pair of Puppy Eyes – Or Your Kids Begging! Learn Which Dog Will Best Suit Your Family and Develop Life Long Memories for Your Children.

Your Kids Will Thank You!




3.) [How 2 Choose The Right Dog 4 You:](#)

How to Choose the Dog that's A Perfect Fit for YOU!

A Practical Guide to Guarantee You and Your New "Man's Best Friend" Enjoy a Great Life Together.

If you have any interest at all in getting a dog... if you want to find out what type of dog you should get... or you just want to figure out whether you should get a dog or not... then this website was written just for you.



Where to Get Your New Dog?

There are several places where you can get your new dog, be it an American Pitbull Terrier, a Chihuahua or any other breeds. The most popular places to get you dog are at a Rescue Organization (adoption agency or shelter), a Breeder, or a Pet Store.

Getting Your New Dog at a Pet Store

Please don't make the decision to buy a dog at your local pet store. The vast majority of pet stores that sell dogs get their supply from puppy mills or puppy farms. These are commercial dog breeding facilities concerned only with profits rather than the welfare of the dogs. They almost always keep the animals in very substandard conditions and sometimes in devastating conditions. Do your part to help ensure these types of operations can't make a business for themselves by not buying from them. If you do decide to get a dog from your local pet store, please do the research to make sure they get their animals from a reputable dealer.

Getting Your New Dog from a Breeder

Once you rule out pet stores you can choose to either adopt a dog at a shelter or other animal rescue organization, or you can get your dog at a breeder. There are definitely some big advantages to buying your new dog at a reputable breeder. If it is important to you that you get your dog with papers dictating its specific lineage and authenticity that meets a certain level of breeding standards you should see a reputable breeder because this is usually just not possible at a rescue organization.

A good way to find a reputable breeder is through the American Kennel Club. Any breeder found through the AKC you can comfortably consider being a reliable and upstanding breeder. If a local breeder is important try asking your local veterinarian for a well known and trusted breeder. Be very careful hunting out a breeder on the internet as many can turn out to be dishonest and even falsify papers and are sometimes hardly better than a puppy mill.

Getting Your New Dog at a Rescue Organization

Thousands of dogs of all ages are abandoned by owners every day. People who don't do the research like you're doing right now buy the wrong dog when they have little information as to what's involved and they get rid of it in no time. Some people leave it to a rescue group or pound and some people even just leave their dog in a park and let it fend for itself.



Personally I have always been a fan of the American Pitbull Terrier. This breed is one of the most abused and abandoned dog breeds there are. Thousands are put down by pounds and rescue organizations every year despite tremendous rescue efforts. If paper work is not particularly important to you as it never has been to me a rescue organization is by far the most humane route to take for any breed.

Here is a short list of places to look for a puppy or adult dog in need of a home. If you're not happy with this list, please check your local yellow pages for a rescue group or no kill shelter near your home.

- [Dog Saver](#) - A short directory of some rescue organizations located in many cities.
- [Love Of Breeds](#) - A site with lots of breed information as well as an extensive list of rescue organizations all over the country.
- [Adopt A Pet](#) - 1-800-SAVE-A-PET directory of pets in need and rescue organizations by zip code and distance.

Preparing For Your Dogs Arrival

Let's face it, puppies are adorable; the cuteness of a Puppy is difficult not to fall in love with at first site, but you must resist. It's important not to leap into owning such a large responsibility without the needed preparations and research. You have to be sure you are making the right decision for the right reasons and that you are ready when your new best friend comes home.

Puppies are a handful to say the least, remember not only are they dogs but they're baby dogs. Many unprepared people bring home a new puppy without the proper considerations and those dogs often end up without homes.

Puppies can be loads of fun but they are also stubborn and needy bundles of work. Housebreaking can be quite a chore and will likely take a bit of time before they go outside consistently. Even worse, those teething and chewing tendencies can lead to property destruction, with some effort you can focus their chewing on the dog's belongings rather than your own but accidents will happen.

What You Need To Have Before Your Dog Arrives

So what do you need to buy and how much is your dog going to cost you? Other than the cost of the dog itself you will need to have some other items to ensure you can care for your new pet. There are a great many things you may later want for your dog, but these are the essentials you should have before bringing your dog home.

The Essentials Items To Purchase

- **[Dog Food and Water Bowls](#)**: You need two, a separate one for water and for food. There are a number of types of bowls; some of them are fancier than others. If all you want are the necessities a couple of simple aluminum or steel bowls work perfectly.
- **[A Few Dog Toys](#)**: You are going to want to distract your dog from your stuff; the best way to do this is to get a few toys the puppy can play with. There are many typical types of dog toys; stuffed, balls, rubber toys, tough toys, plush toys, some toys are more geared towards different types of dogs.
- **[Dog Grooming Tools](#)**: To decide what grooming tools you should have on hand you need research what grooming your breed will need as well as decide if you intend to do it yourself or take your dog to a groomer. At a minimum you should have nail trimmers and dog shampoo for bathing.

[How to Give Your Dog a Professional Quality Groom from the Privacy of Your Home](#)



- **[A Dog Collar](#)**: There are a good number of options for color and style as well as training collars, electric collars, and many more but any simple collar will do just fine if you're not ready to get fancy. A good fit is loose enough that you can comfortably fit two fingers under the dog's collar while it is on.
- **[A Dog Leash](#)**: You can get fancy leads and extendable leashes if you want but for training the best leash is the simplest one. You don't want a lead for training but rather a simple and short leash that will clip onto the dogs collar.
- **[Dog Identification Tag](#)**: It is a very good idea to tag your dog. If your dog gets away from you any person who finds the dog can return them to the address and phone number on their identification tag.
- **[Dog Crate](#)**: Maybe you don't want your dog to stay in a crate when you are away or sleeping, even still your dog should have their own home of some type. I personally don't recommend that your puppy be left out to roam when nobody is home until they are well past the puppy stage and well trained.
- **[Crate or Floor Bedding](#)**: If you aren't looking to spend a lot of money you can easily put an old blanket or some towels down in the puppies crate rather than by them a fancy dog bed but your dog needs a gentle comfortable place to sleep and lay down.
- **[Baby Gate](#)**: You may not need this but if you want to at times confine your puppy to specific areas in the house like in the kitchen a standard baby gate usually works great.
- **[Dog Treats](#)**: Nothing is a better motivator during training than dog treats. You may have to try a few different things to figure out what your dog likes the best and stick with that. Remember your dog is a puppy and usually you can break treats up into pieces to avoid overfeeding treats during this period of intense training.
- **[Dog Food](#)**: At first it is best to find out what food your dog is already eating and feed them the same food. If you need to change it to some other puppy food I recommend transitioning from one food to the other slowly.

There is a more extensive equipment section later in this book that will give you more in depth and detailed information about all dog equipment and exactly what you should have or not have for your dog.

If you're looking for place to find the best dog supplies check out the: [Great Amazon Dog Store](#) and [Best Dog Information Products Page](#).

Decide How to Divide the Pet Responsibilities

Before getting your new dog you should sit down with all the members of the household and make a few important decisions to avoid misunderstandings later. Dogs are a lot of responsibility and puppies are even worse, sharing that responsibility makes the situation much more manageable for everyone. Decide who is going to look after the puppy at which times and who is going to be responsible for what aspects of care and training. Who will walk the dog, who will take the dog out at different times of the day, who will feed the dog and when, who will deal with the veterinarian, as well as other responsibilities?

Before You Buy, Do Your Research

This seems like a silly thing to put here since that's obviously what you're doing but none the less you need to do your research. Do extensive research on each breed of dog you are interested in and their requirements. Learn how to train your dog before you have one. Decide what the house rules will be, is the dog allowed on the couch, or on the bed? Decide where he will sleep, what he will eat, precisely how his training is going to go, what commands you want the dog to learn and how you will teach them and in what order....just keep reading.

Find Out Legal Requirements in Your Area

Find out what your communities rules are regarding dogs. Make sure there is no breed specific legislation in your area, depending on your dog's breed you may have to follow specific rules or you may not be allowed to have that breed of dog at all. Find out if you must have a license for your pet and how to get one, find out if you must have a fence, as well as a number of other legal requirements different districts and cities can potentially have on dogs.

If you are lost as to how to find this information, ask your local shelter or veterinarian or visit your states department of agriculture website.

Choose a Local Pet Veterinarian

Before you bring your dog home you should already have a veterinarian picked out. Look around your local area, call them, and visit them if you wish. Once you choose a good vet make an appointment for your dog within a few days of bringing them home. Your vet will instruct you on exactly what you need to do medically during your pets first year of development as far as neutering and vaccinations.

Puppy Proof Your Home

Puppies are naturally inquisitive and curious they can very quickly get into almost anything within reach, and when they get into something they do it with their teeth. When you bring your new puppy home you can reduce the risk to your dog and your property by getting everything of value and anything dangerous off the floor and out of reach.

Things with an interesting smell such as shoes, socks, underwear, and of course anything edible are more enticing to any dog but a puppy might find interest in absolutely anything. You should literally get down on your knees and survey your home inside and out, look for anything they can get into that you wouldn't want them to.

Tuck away all cables and wires, install safety latches on your lower kitchen cabinets, keep all dangerous or valuable objects off the floor, empty the bottom shelf of your bookshelves, and anything else you can think of. Watch your dog very closely when they arrive and figure out what they may find that you didn't because they will find things. Anytime your dog negatively interacts with an item that isn't theirs assertively reprimand the dog so they understand off hand what items are theirs and what items aren't.

Baby gates can be very helpful in keeping your dog confined to particular quarters. Beware that some things you never would have noticed can captivate your dog and cause expensive damage. My dog Kalypso was gated up in the kitchen and found a small crack in the linoleum floor, by the time we checked in on her she had ripped it into a three square foot hole. You can assume how happy we were to discover that.

What If You Already Have Another Dog At Home?

It can be difficult to limit the number of dogs you own. Most dog owners have a passion for their dogs; most would even say they love their dogs. Obviously the math suggests that if the love of one dog is so good, the love of two should be twice as wonderful.

Maybe you've stumbled upon a puppy in need. Maybe you feel another dog would complete your home. Whatever the reason for wanting a second dog; do your research before you take on another pet.

Before you bring home your new dog, ask yourself these questions.

- Do You Have the Time Needed To Care For Another Pet?
- Do You Have the Extra Space In Your Home?
- Do You Have the Money for Another Dogs Food And Care?

If you have all of these bases covered, then another dog may have a great place in your future.

How to Introduce Your New Dog to Your Existing Dogs?

When it comes to picking a second dog for your home it's not just a matter of your wants and needs. In order to maintain a happy and balanced home you will need to take your current dogs opinions into consideration as well. If your dog seems open to sharing his home and the new dog seems right for the environment you have to offer, then it's time to introduce them.

The actual process of introducing a new dog can be time consuming and require quite a bit of patience. However, if you follow a few easy steps, your patience will be rewarded with a calm cohesive home.

1. Take a trip to meet your potential new puppy along with your current dog(s) to see how they get along outside of the home. Make sure to do this on neutral territory, and if the chemistry is right for everyone, only then try taking them home.
2. Before you let the new dog loose in the house, take all of your dogs for a walk together. Take your time and wear them out. Walking not only drains excess energy, it also lets the dogs work together and this is the best way to start to form a bond.
3. If you are at all in doubt at first, during playtime, leave their leashes on even in the house. In case play gets a little too rough, the leashes make separating the dogs easy, and risk free for you.
4. For at least the first few nights, have the dogs sleep separately in different crates or areas depending on how you intend for your sleeping arrangements to go. It is best if you can be sure they are still able to see and smell one another. Feeding separately is also important to avoid unnecessary squabbling over food.

Adjusting to a new dog in the house may take some time and effort for everyone involved. Taking these easy extra steps instead of just throwing your new dog in the midst could go a long way towards properly adjusting everyone to the new roommate, especially if either dog has any tendency to be dominant or aggressive.

Initial Dog Training Techniques

So you've got your new pet in the house, now what? You are going to need to acclimate to the new environment and so is your new dog. Start out lightly with training; don't rush it, your dog is just getting used to where he is and what his environment is like and he is likely just a baby as it is.

There are many things you will want to teach your dog to do, some of them for necessary behavior and safety reason and others likely just for fun. Even if you're not particularly interested in novelty tricks such as fetching the paper; teaching your dog how to sit, give, and stay are absolutely necessary. There are certain procedures and methods that can be considerably helpful during the training of your new puppy.

Once you are ready to start training your new dog there are a few tips you should keep in mind before you get started.

Detrimental Things to Keep In Mind During Training

1. The Whole Household Participate In Dog Training Consistently.

If everyone in your house is an active participant in the training process, the constant reinforcement will help mold your new dog's actions more successfully. Likewise if one person reprimands an action and another ignores it; the dog, just like a child, will learn to take advantage of the weaker or less attentive people in the house.

Not only should everyone participate in the dog's training but everyone should participate consistently. Not everyone in the family will react to your dog the same way. It is important; particularly during early training, that every family member and guest tries to treat the new dog with the same reaction for the same actions.

If one family member says "down" and another says "off" for the same action this not only adds to the things your dog has to remember but can even confuse your dog into not properly learning either command. Try to consult with other members of the household and ensure that everyone uses the same commands.

It is at least equally important that one person isn't more lenient on the dog's behavior than another member of the house. Every member of the house needs to understand and agree on what behaviors are acceptable and what behaviors aren't. If one person allows the dog on the couch and other reprimands the animal for this behavior you will confuse the dog and can even teach him to manipulate and take advantage of certain family members.

2. Cut Back On The General Dog Commands And Be More Specific.

While subtlety, ambiguity, passive aggressiveness, and beating around the bush may work well on people; it is best to tell your dog exactly what you want from them. Always try to use the commands they understand and teach them as many commands as possible. It's easy to throw around the word "NO" every time your dog does something you don't approve of but it isn't best for the dog's understanding and training.

NO Means Nothing!

The word "NO" doesn't really give very specific information to your dog. It's difficult for your dog to understand what you want from them when you use this type of general terminology. When your dog jumps and you say "NO" your dog doesn't really understand what you want, the dog just understands that you are displeased and can have huge misconceptions as to why you're upset. Teach your puppy "down" or "off" or even tell him to "sit" instead and use the same command consistently, this is far less confusing to the puppy and will lead to better command response as they develop. The confusion caused by general commands can lead to a one step forward two steps back syndrome in training.

Instead work on teaching your dog as many specific commands for as many independent situations as possible. Your dog can remember a lot of words and both your lives will be considerably easier the more often your dog truly understands exactly what you expect from them.

3. When It Comes To Your Dog, Patience Is Virtue.

Okay patience is probably a virtue all of the time, but when it comes to your dog it's particularly crucial. Dogs are a lot like little kids; especially when they are puppies, they need constant supervision, attention, and guidance.

Training a puppy takes a lot of time and constant repetition, you may have to say and do something consistently for a very long time before the little guy catches on. If you happen to be training an old dog it may take even longer and more repetition to change a behavior the animal is already used to.

Just remember that your dog doesn't think like you, they have different behavioral patterns and instincts. You may very well be training your dog not to do something that they are instinctively programmed to do. Dogs aren't people and have very different instinctual behaviors than people do. Dogs are programmed to dig, bark, jump, and hunt and these are behaviors you will likely be trying to train your dog to refrain from engaging in.

Dogs are like children and you must be patient with children. Keep your training sessions short this will help keep either one of you from getting frustrated and causing more damage to your training than good. And if you feel yourself losing your patience just take a breath and take a rest.

4. Respect Your Dogs Comfort Level With New Situations.

Pay attention for signs of your dogs comfort level in every new situation. When a dog isn't comfortable with meeting a new dog or person, or going to a new place they will usually make this very clear. Your dog might tug, yelp, pace, pull, bark, tuck their tail between their legs, and eventually even growl or bite.

Dogs can be uncomfortable with a limitless range of different situations. Remember your dog might not have an understanding of what a skateboard or bike is or might be apprehensive around a person of a specific race, nationality, or sex they don't encounter very much; and just like people, dogs tend to be apprehensive or fearful of things they don't understand. Forcing your dog into a situation they aren't comfortable with can lead to fearful aggression, growling, and even serious attacks.

The first thing to do when your dog is exhibiting fearful behavior such as pulling away, yelping, whining, barking, or cowering is to find the cause of the fear or apprehension. Once the cause is identified you need to either eliminate that cause from your dog's life experience or slowly and extremely patiently allow the dog to advance at his pace until prolonged exposure eliminates his fear.

In most situations this discomfort should be respected. There are some times when you need to force your dog into doing something he is uncomfortable with or scared of, for instance like veterinary emergencies or when the dog is in danger. When you do force them be calm and assertive, if you get tense or nervous yourself your dog will pick up on this and their fear will intensify.

5. Does Your Dog Actually Like the Treats You're Giving Him?

There are more treats on the market than your dog could ever try. So which dog treat is the perfect one for your dog? They are all covered by common advertisements and slogans that are intended to make you believe that they are the treats your dog really wants or needs but advertisements are rarely a reliable source of information.

Many dogs will eat absolutely anything even some things that aren't food. Some others are finicky and selective about what they eat. For more picky eaters try the softer and chewier treats these are often more enticing than the hard and dry ones. Do your best to gauge your dog's reaction for enjoyment and try different things.

Here is a short list of some of the top selling and best dog treats available in all categories:

- [Zuke's Mini Naturals Dog Treats](#)
- [Greenies Dental Chews for Dogs](#)
- [Sweet Potato & Chicken Wrap Dog Treats](#)
- [Fruitables Pumpkin and Apple Crunchy Dog Treats](#)
- [Milk-Bone Original Crunchy Marrow Filled Dog Treats](#)

6. Use Negative Reinforcement Very Sparingly If At All.

An unfortunate and common mistake people make is getting too aggressive with their dogs. Just as it does with children, people's opinion on exactly how far you should go with negative reinforcement varies greatly. Many believe you should completely ignore negative behavior and reward and acknowledge only good behavior. Whereas others feel scolding or expressing that certain behavior is unacceptable is perfectly fine as long as it's done in a constructive and controlled manner.

While the cut off line for what should be considered acceptable negative reinforcement may differ from person to person there are certain lines you definitely should not cross. Never scream or yell at your dog, and obviously never physically contact your dog in a negative way, including kicking, hitting, throwing, or dragging your dog around violently by their collar or extremities.

There are two reasons excessive negative behavior is not a good idea. The first should be obvious; this behavior is mean to the dog and simply uncalled for. But the second less obvious reason is that it is actually counterproductive to your dog's training.

Your dog perceives you as his head of household or pack leader. When you lose control and treat your dog aggressively your dog gets the impression that you are an unstable leader (because you are). The dog will see you as unfit for this leading position and this will lead to many more behavioral issues of either dominance and aggression if the dog feels it is ready to lead or very unpredictable and skittish behavior from a less confident fearful dog.

7. Don't Pick A Dog With A Drastically Different Activity Level Than You.

Different people often have very different levels of daily activity. Some people go jogging every day and love it, while other people would find this to be one of the most unpleasant activities in the world.

Well different species of dogs and even different individual dogs are the same way. Some dogs like to run while others might not keep up with you, due to natural inactivity or even just very short legs. If you roller blade every day a very small dog is unlikely to be able to maintain your speed for very long at all.

But if you enjoy sitting on the couch all day in your free time and don't like to get active, you will find your dog will develop behavioral problems due to pent up energy if you get a dog that likes to be constantly moving. You may have your heart set on a particular dog breeds look or style but if that dog isn't right for you, both you and the dog will be unhappy with the match up in the long run.

8. Try To Stay Positive And Keep Training Sessions Short.

Some dogs are easier than others but training your dog will almost definitely be frustrating at least some of the time. Letting that frustration show in front of the dog however will only slow the training progress. If the whole idea of training is just too much for you sometimes, just take a break and come back to it at a later time.

Even if training isn't too much for you sometimes it is too much for your dog. If your dog starts to get restless during training it's time to stop and take a break. Your puppies attention span isn't very long and training sessions should usually be kept to ten minutes or so. The more anxious he gets the less productive the training session is going to be anyway.

9. Give Lots Of Affection But Only Give It At The Right Times.

Give your dog a lot of attention and love when they are behaving well. Affection is one of the best methods for positive reinforcement for good behavior and even by itself a tremendous aid in training. Stern yet calm discipline of poor behavior can be good but positive reinforcement through treats and affection is even better towards developing a well trained and well rounded dog. Just make sure that you don't inadvertently reward bad behavior by giving affection at the wrong times.

10. Feed Your Dog A Good High Quality Diet.

Feed your dog a good quality food with lots of protein. Puppies need a diet with a slightly higher content of fat and carbohydrates as well to promote growth but all dogs need high protein content in their food. If your dog behaves very lethargically and doesn't get off the couch often it is likely that there isn't enough protein in his diet. Talk to your veterinarian about the best diet regimen for your specific dog and always read the label on your dog food packaging very carefully.

[Going RAWR: The Raw Food Diet That Is Actually Much Healthier For Your Dog](#)

[Shocking Dog Food Secrets For Healthy Happy Homemade Dog Food](#)

Some Of My Favorite PRO PLAN Dog Foods:



12. Don't Give In To Doggy Temptation It Will Counteract Training.

You love your dog and naturally you want to make him happy which makes it easy to give in to unhealthy desires, but just like with your children you need to be strong and try to do what's best for your dog not just what they want.

If your dog wants to play fetch and you decline, your dog might get the impulse to bark or jump, you might then say to yourself aw whatever and throw the Frisbee. Even if you don't realize it your dog just learned something, he learned that barking might sometimes get him his way. This can easily escalate to him barking more often and louder to get his way. It is very important not to give your dog any type of reward for any behavior you consider negative.

If you're a new dog owner the idea of a dog being manipulative may seem a little silly to you. On the other hand, if you have a dog now you undoubtedly already know that dogs are well smart enough to bend a situation to their own advantage at the first opportunity just like people do.

Your dog will develop a dynamic relationship with you just as a child would. As you learn more about your pet's personality, they learn more about yours. They will learn what you like and don't like, they will also learn what bends your will, what makes you give in to their desires just like your five year old son or daughter knows just what to say to get that extra cookie.

If your dog realizes that barking will get him out of his cage even once, it will be very difficult to get him to stop barking when he is in his cage. So stay strong and make sure you never reward negative behavior.

How To Train Your New Dog To Wear A Collar.

Your dog doesn't need much "training" to wear their collar but it can take a small adjustment period before they're comfortable with putting the collar on and taking it off and sometimes dogs will try to paw or bite at it to get it off at first.

Wearing a dog collar is a necessity almost anywhere you live but it's one of the easiest things to train. Normally your puppy won't even notice once his collar is on although he may give you a little resistance when you actually put it on.

The best practice is just to take your dog's collar on and off several times every day until they become comfortable with it. Once their collar is on, if your dog continues to focus intently on his collar try distracting him by playing a game (i.e. fetch, tug of war) long enough that your dog forgets about it. It is important that you don't remove the collar if your puppy is scratching or tugging at it, wait till they are comfortable and ignoring the collar before you take it off them.

Special Training Collars:

There are many special collar types that are used to assist in training. Training Collars include pinch collars as well as variants, and shock or vibration collars. Pinch collars can potentially cause nerve damage and really shouldn't be used on any but the most stubborn or ill behaved dogs. Shock or vibration collars don't have any chance of doing permanent damage but some people feel they are abusive. Choosing what level of shock or vibration collar to use or whether to use one at all is a personal choice; I am not going to try to instill moral boundaries but personally I would choose not to use a shock collar for any form of training as a simple vibration collar seems more than sufficient.



Leash Training.

Once you have your dog's collar on the next thing they need to learn is their leash. I don't just mean how to go for walks on a leash, but even just how to behave without acting frantic and to follow where the leash takes them.

Leash behavior is an absolutely crucial skill to master and is often taken for granted. You can't just expect your puppy to understand what a leash is and to follow its instructions. If you don't take it easy at first you will likely just drag your puppy around by the neck.

At first it may be preferable to just get a light weight, thin leash until they are comfortable. You can buy a fancy leather or chain leash for your dog after they are properly leash trained.

Start out just like you did with your collar; clip the leash on the dog while in the house and let them just keep it on for a while. Your dog will probably tug and pull at it but after a short while they will just ignore it, and that is the first step.

It is important that you don't remove the leash when they are tugging at it and trying to get it off, wait till they are comfortable and ignoring the leash before you take it off them.

Once they are comfortable just wearing the leash and collar try lightly pulling them around the house a little bit, this will come somewhat naturally since they are obviously compelled to follow the leash.



Training Your Dog To Walk On Leash.

In no time you should have your dog good and comfortable prancing around the house with their leash dragging behind them. Now it's time for you to pick up the other end and go for a walk. You need to teach your dog to act acceptably and walk next to you when they are on their leash without pulling.

When you start out for the first time with your dog on their leash keep it too easy leisurely walks around the yard. Make leash training sessions short and fun, you will probably find that your puppy actually wants to follow you around.

Give your dog lots of praise and even treats when he walks along side you with a loose leash. When the dog strains on the leash, stop immediately, don't yank the dog back to you just call him back and praise him when he comes. Do not keep walking when your puppy is pulling on the leash and never reward this behavior.

We want the puppy to learn that when he pulls on the leash he doesn't get to please you, he doesn't get praise or treats, and he doesn't get to go anywhere. If he wants to continue it has to be by your side, at your pace, and in the direction you choose. If your puppy sits down while you're walking, once again don't yank him. Call him to you and praise him when he comes toward you then set off walking again.

All this will takes a little patience and persistence, but your dog will be walking respectfully alongside you in no time. Don't give up on your dog or get frustrated when they don't understand or don't cooperate, remember they are a whole different species and a baby and a lot can get lost in translation there. It will take some time before they understand what you want from them but they'll get it.

Crate or Kennel Training.

Teaching your dog to be comfortable in some sort of crate or kennel is a necessity even if you're intending to let your dog roam when you're away. Your dog needs to be comfortable inside a crate for those rare situations when you need to lock them up.

I don't recommend leaving your dog home alone outside of a crate during the puppy stages under any circumstances, and if you do you should at least confine them to a single room. Puppies have a tendency to get into everything, not only can this cause you a lot of property damage but it can be potentially harmful to your dog.

The best way to acclimate your dog to his new home is to work towards making his crate a positive place with treats, praise, and toys. It is supposed to be considered their personal space, and many dogs prefer to spend quite a bit of time in their crate even when the door is open.

Forcing your dog into their kennel and making them stay there for extended periods against their will can create a negative environment. A few weeks of hard work will pay off in the end, just stick with it and they will consider the crate their home.

Reward your dog when he voluntarily enters his home with treats and praise. Try putting a sweater or blanket that smells like you into the crate, but make sure you don't use anything you're not willing to throw away.

Have him periodically spend time there while you are home as well. You don't want him to associate his crate with you leaving. Separation anxiety can be difficult enough for your puppy to overcome on its own.

If the crate is where your dog is going to spend the night you will need to acclimate them to this as well. Getting your little puppy used to its home over night can be difficult, but once it's complete your puppy should be quite comfortable there. The first week try keeping the crate next to your bed or even on it, and hang your fingers in the cage where the puppy can smell and feel you. After a short while your dog should be able to stay in their kennel without any fuss.



House Breaking Your Puppy.

To many people this could be the most important and possibly the most difficult aspects of training. It is important to know that house breaking your new dog takes time, and if your dog happens to be particularly stubborn as many can be it can take considerable time and patience.

Keep as strict a schedule as possible for your dogs feeding. This will make your life a lot easier. Digestion typically proceeds at a very predictable pace, if you feed your dog at a standard time he will eliminate at a standard time. Knowing your dogs schedule will help reduce accidents.

During the puppy stage keep your dogs diet simple. Try not to change foods or give the dog any table scraps or unusual food. The puppies' digestive system isn't very developed yet and fluctuations in diet can cause loose stools or irregular bowel movements that could surprise you and your carpet.

At first take your dog out every 30 minutes to an hour when they are out of the kennel. Taking your puppy out often is the best defense against accidents. Just like human babies, puppies have very small bladders and can't hold it for very long. A typical rule of thumb is that a puppy can hold their bladder about one hour longer than their age in months, keep in mind that this doesn't mean they will hold it that long.

Always take your dog to the same yard area to eliminate. Keep the dog on a leash and pace to encourage movement. Try issuing some sort of potty command and graciously praise your puppy when he is successful, feel free to go over the top so the dog knows how happy you are with him. If the dog hasn't gone within 3 minutes or so take him inside but keep him close to you or crated and try again in 30 minutes or so.

Always give your dog positive reinforcement for their actions and try to ignore or at most firmly and assertively reprimand negative behavior but don't be too harsh. Don't punish your dog after the fact they will not be able to associate this with cause. Remember that your dog isn't only a different species but is just a baby, accidents will happen. Potty training your dog takes time and above all patients.

Bell Training To Be Let Outside.

Bell training is basically an additional aspect of house breaking in which your dog will ring a bell to alert you that they need to be taken outside. If you live in an environment where your dog doesn't have the ability to take themselves in and out of the house this can be very helpful. Bell training is easy to learn and makes potty breaks more convenient.

Every time you take your dog outside just ring a bell hung near the door at a height the dog can reach. In no time the bell will be equated with the door and the dog will ring it themselves.

It would be just as easy use this as an alert to do any other activity as well if you wish to teach your dog to use a bell to alert you of something else.



Treadmill Training Your Dog.

We all understand that our dogs should be walked every day. Regular walking is important for the physical and emotional well being of our pets. But let's face reality, not everyone has an hour a day to walk their dog. Even if you do have the time and energy to walk your dog, often the weather doesn't permit it.

An easy alternative to the great outdoors is a treadmill. Teaching your dog to use a treadmill probably requires less time and effort than you think and it will prove rewarding when you're finished. Once the dog becomes used to the treadmill they will love the exercise, some dogs even request extra treadmill time.

Before starting the process, make sure the treadmill is not facing a wall. This may seem insignificant to you, but it can mean all the difference between the success and failure to your dog.

- 1- Put your leashed dog on the treadmill while it is off. When your dog is calm and comfortable reward him with treats and praise.
- 2- Turn the machine on with your dog standing next to it. When he is calm and comfortable with this scenario, reward him with treats and praise.
- 3- Start the treadmill slowly with him on it. It will more than likely frighten him, but be patient. This part can be time consuming but don't give up. Lure him forward with treats. When he behaves properly, reward him.

Practice makes perfect, all dogs learn this skill at different rates but it usually doesn't take more than a few hours for them to gain confidence and understand what to expect from the treadmill. Within a few days, your dog will gain more confidence and the process of getting him to cooperate will become shorter and shorter. Before you know it, your pup will be a pro and will be dragging YOU to the treadmill.

Command Training.

- **Teaching Your Puppy to Sit.** – This is one of the easiest commands to teach and one of the first you are going to want your dog to learn. Sit and Stay are the go to commands used for general good behavior.

Begin by holding a treat in front of your dog's nose. While the dog is concentrating on the food, very slowly move the treat up and over the dog's head and towards his tail. Make sure as you are doing this you give your dog the "sit" command so they have the word to associate with the action. As the food is moved back over their head your dog will naturally sit down to follow the treat. . If your puppy lifts their legs you are holding the treat to high and should keep closer to the dogs head. When your dog sits, praise them and reward them with the treat

It will take many repetitions of this action before the dog associates the word “sit” with the action they are performing. As the puppy starts to understand what it is you want start only giving your dog the treat intermittently.

- **Teaching Your Puppy To Stay** – This one is a little more time consuming than learning to sit, but it is just as important. There will undoubtedly be many situations where it will be not only convenient that your dog will “stay” on command but even necessary for their safety or someone else’s.

When you start training, have your dog sit and use a stop gesture. Take one step back and repeat the stop gesture along with the command “stay”. When he doesn’t move for just a second reward your dog with praise and treats. Be careful that your puppy doesn’t stand or move when you begin to present the reward, if they do start over until they understand.

You may even want to couple the “stay” training with some sort of release command where you sweep your hand toward yourself and say “ok” or “release” to let your dog no they are no longer required to stay.

Over time you will need to slowly increase the distance between you and the dog and prolong the amount of time he is supposed to stay. Once your puppy is capable of staying for an entire minute with you standing 10 feet away you can consider your dog trained to stay. If you want to take it further than that you can, some dogs are capable of staying for 15 minutes or more even when their owners leave the room.

Once this part is going very well you should practice in areas with distractions. You can use the “stay” command to avoid behavioral problems and dangerous situations. Try practicing the “stay” command at the front door for instance when a visitor arrives to prevent your dog from running out the door or jumping on company.

- **Teaching Your Puppy “Down”** – This command isn’t as necessary or important as “sit” or “stay” but it will surely come in handy, and like all tricks it can be fun.

First get your dog into the “sit” position, hold a treat close to his face, then while giving the “down” command move the treat slowly to the ground between his paws and then away from him along the ground. Your dog most likely will lie down naturally while following the treat and when he does praise him and reward him with the treat.

There is an alternative method you can try for dogs that have difficulty learning with the common method. Sit on the floor with your legs straight out and slightly bent at the knees. Take a hand with a treat in it and push it out under your knee from between your legs. As the puppy tries to get the food treat, slowly bring it back under your knee. As the puppy tries to follow, he will usually lie down to get under your legs.

Once the puppy understands the down command, make sure that you vary the starting position. You should ensure your puppy can go into the down position from both a standing and sitting starting point.

- **Teaching Your Dog To “Give”** – Dogs often pick up things they aren’t supposed to have and being able to use the command; “give” will instruct them to give that item right back to you or to drop it.

Give is a very easy command to teach and can be absolutely necessary for the well being of your belongings when your dog has a hold of something they’re not supposed to.

Every time you take a toy or other object from your new puppy, and you don’t have to pull or tug that object out of your dogs mouth repeat the word “give” or “drop” and reward your dog with praise.

If you give the “give” command and then have to pull or tug to get the item from your dog respond with a firm “no” and try again till your dog gets it right and then praise and treat the dog.

- **Teaching Your Puppy To “Come” To You** – The “come” or “recall” command is how you tell your dog to come to you when you call him. This can be the most important thing you teach your dog, it can also be one of the most difficult for him to obey. It is much safer for your dog if they come on command every time and this is why you should start teaching this behavior early and often.

Begin with your dog in the sitting position and a few feet away from you. Say your dog’s name followed by “come” or whatever recall command or gesture you choose. When your dog reaches you, welcome him with praise and treats.

As your training progresses you can move further away and work on training your dog to come in the face of distraction; this is a good technique to ensuring this command will never fail. If there is any chance your puppy will disobey due to distractions or temptations you can use a long remote leash that will dangle as your dog wanders.

While this is a very easy trick for your dog to learn and understand it is important to do this as often as possible and give varying levels of rewards because the time when it may be most crucial for your dog to follow this command they may really not want to due to some other temptation.

Always use a very happy and inviting tone and never call your dog to you for discipline or other things like going inside or being crated that your dog might find unpleasant. Calling your dog to you for unpleasant experiences can be very counterproductive to ensuring your dog will actually come every time you call him. Try to make coming to you always a very happy experience when you call him, if you have to do something unpleasant go to the dog.

- **Training Your Dog “Off” Or “Down” Command** – Your dog is going to climb on things and people you will not want them to climb on, having a dog that is able and willing to understand and follow the command “down” or “off” can potentially save you some embarrassment and some stuff.

You can use this command not only when you want your dog to get down from a couch or a neighbor, but pretty much when you want them to stop doing whatever they are doing. Whether they are getting into the trash or the medicine cabinet.

Place a dog toy or some item your dog will be interested in a few feet away from him. When your dog goes to get it, pick it up yourself and give your “off” command. Your dog will probably be a little surprised, when he does notice, praise him and give him the toy. Keep doing this till your dog drops the toy on the command.

This is just the beginning; depending on how far you wish to take it, training can be a very in depth and complex undertaking. There are many things you can teach your dog from getting the newspaper to extensive strength and performance training and even training for the disabled. Teaching your dog to sit or to come is one thing, it can be a whole different beast to actually get them to do it consistently, there are some extensive dog training programs designed to get very in depth with training.

[The Compete Dog Training Academy Series](#)



This isn't just a single eBook, this is an entire Dog Training Academy Course with an easy to follow step by step formula, lots of audio training, 9 free bonuses and more.

This is just a massive amount of material and is all based on avoiding or fixing all the problems your dog may

already have or develop. It includes not just a guarantee but a **200% money back guarantee** that you will get immediate results for any breed.

Is your dog doing any of these?

- **Pees & Poops** everywhere, and won't learn how to potty properly.
- **Jumps up** all over you and YOUR guests.
- **Pulls like crazy on the lead**, and goes nuts when out for a walk.
- Gets **aggressive** with you or your family.
- **Chews** up all your things.
- **Bites** you or others.
- **Digs** everywhere and makes a huge mess.
- **Cries / Whines** and gets upset whenever you leave.
- Or a **combination** of other behaviors.

[Secrets To Dog Training, Number 1 Dog Training Guide](#)




This is a great Dog Training How To information product that I got long ago when I was training my first puppy and I consider it the best on the web.

- Completely Created By A **Professional Dog Trainer**.
- The **most popular** dog training product online.
- **FREE 6 Day course** option to try it out.
- 250 page book including photos and **step by step** instructions.
- **In depth video** that will show you how to train your dog.
- There is a member's area and **forum**.

- Course teaches your pet to respect you as its leader.
- The program also comes with **six good bonus eBooks**.
- Include a complete **100%** no questions asked money back **guarantee**.

[The Complete Step By Step Number 1 Pit Bull Guide](#)



The step by step manor in which this book is arranged can be helpful to those trying to start fresh with a puppy or completely retrain a dog with some bad habits. This is everything a Pitbull lover needs to have a healthy, happy, and incredibly well behaved dog.

The Guide was written by Chad Zetrouer who has over 10 full years of professional Pitbull training and raising experience.

[The Pitbull Guide](#) covers everything you could ever want to know about training and raising Pit Bulls. It's not like any of those annoying books you find at pet shops or book stores either, it's the real information that people who own this breed of dog want to know.

Dog And Puppy Diet Information.

Even if your dog is willing to eat anything he can find he really does have specific diet and nutritional needs. When it comes to your dog's nutritional needs it is best to look into what you buy beyond just the price tag, however some of the cheaper brands are often actually healthier for your dog.

Humans started domesticating wolves about 15 thousand years ago. These wolves were used for many helpful things such as hunting, and companionship. Those domesticated wolves are what later became dogs.

Originally wolves ate almost all raw meat from hunting and scavenging. Over time dogs have developed a different diet due to their human caretakers feeding them the same way the humans ate. Dogs today are omnivores and can digest both plant and animal matter, however they still require a very high protein meat based diet.

What Type Of Food Should Your Dog Eat?

- **Dry Kibble:** One great advantage to dry kibble is that it keeps for a very long time; dry kibble only contains about 10% water so it takes considerably less food material to satisfy your dog than wet canned food. It's good to keep your dogs teeth clean and reduce tartar build up, and probably the most common type of dog food used.
- **Wet Canned Food:** This type of dog food is full of 75% water and still moist and therefore a favorite for many dogs. Its nutrient content is unfortunately much lower and its chemical content much higher, making it a poor choice for full time diet. However if your dog is a finicky eater mixing dry food with wet may make its food more palatable.
- **Ordinary Human Food:** While feeding your dog food from the table is fine if you wish to do this from time to time, I wouldn't recommend this as a full time diet. Aside from a few dangerous foods most foods that are good and healthy for you are also good and healthy for your dog, but keep in mind they are used to a more carnivorous and raw diet than we are.
- **Foods That Are Dangerous For Your Dog:** When it comes to sharing your food there are certain things you should never give a dog: Raisins, grapes, chocolate, and onions are among the most common things that can potentially harm or poison your dog. Cooked chicken or turkey bones can splinter and cause digestive damage in your dogs intestinal tract, however raw bones are fine. If any of these foods are accidentally given to your dog you should seek advice from your veterinarian.
- **The Raw Diet:** All dogs descended from wolves that are used to eating mostly prey along with some plant matter. Your dog is built to consume this material raw. The raw food diet is just that, including the muscle, fat, and bones. (Small animal bones are fine for dogs if they are uncooked) Also included are some grains, fruits, and vegetables. [The Raw Food Diet](#) is likely the most healthy and best choice for your dog if you are willing to do it. Please go to this [Raw Diet Resource](#) to learn much more about this type of diet.

Read labels and consult with your veterinarian as to the best diet for your dog. Ensure that the dog food package you buy states that it meets the National Research Council's Guidelines on canine nutrition and that it is certified by the Association of American Feed Control Officials. Pretty much all name brands meet these specifications.

How Much Should Your Dog Eat And How Often?

How much you need to feed your dog varies quite a bit from animal to animal. Some dogs have a very high metabolism while others don't, some dogs have a higher energy level and require more food and others just lie around all day conserving calories. These levels are not only determined by the breed of your dog but also by the individual dog itself.

While your dog is still a puppy they will need to eat 3 or 4 times per day to keep up with their quick growth and young digestive system. When your dog grows to an adult you can reduce feeding to just once or twice per day. Puppies require about twice the amount of food per pound of body weight as their adult counter parts to ensure they have the extra calories for growth.

Your dogs current weight as well as their optimal weight are important factors when determining how much to feed your dog. If overweight you should reduce the amount of food but keep the same feeding schedule and reduce or eliminate feeding your dog table scraps. If you can't feel your dog's ribs he is overweight and his diet should be regulated or reduced until he falls in a more healthy weight range.

If your dog falls into a comfortable weight for their size and breed you can feel comfortable feeding your dog as much as they want to eat until they stop or you can follow the guidelines on the dog food packaging.

Is The Raw Or B.A.R.F. Diet Right For You And Your Dog?



There are virtually countless choices when it comes to feeding your dog. Dry kibble is cheap, lasts, and is convenient. Pickier Dog eaters will often only eat wet canned food or specific human foods.

So what diet is best for your specific dog? There is an option that doesn't cross many dog owners' minds at all and in many cases it is the most natural and healthy option there is, and that is natural raw foods. The Raw Diet is a natural alternative that has been shown to work well with a dog's digestive tract; however it may not necessarily be the right choice for every home.

[The Raw Diet](#) is also sometimes known as the BARF diet. BARF stands for: Biologically Appropriate Raw Food and the fact that the word barf also means something else related to digestion is probably just a coincidence.

Not so long ago, dogs were wild animals that caught and ate all of their prey. They didn't eat just the meat, but also the flesh, hair, bones and organs as well. Bones and organs can be helpful to the digestive tract. Remember, bones are rich in calcium, a vitamin which is just as crucial to dogs as it is to humans. It is commonly known that chicken bones are unacceptable to give to dogs because they will splinter and injure the dog internally. However, only cooked chicken bones splinter. Raw chicken bones crumble neatly and greatly aid the digestive process so there is no concern when giving your dog raw chicken.

If you're considering a raw diet for your dog, forget about raw pork, pork can contain Trichenella which your dog can then pass to you. Salmonella isn't a concern for your dog and raw chicken won't affect your dog as it sometimes does to humans.

The B.A.R.F. Diet can benefit your dog's health and appearance and can be just what a picky eater needs. The first things you will notice upon switching your dog is their coat will be much shinier, their teeth will be cleaner, and their breath more fresh. If you decide to make the switch, make it gradually. Your dog's digestive system will be sensitive to any abrupt change.

This special diet does have some downsides as well. Not only is it far more time consuming to prepare, but feeding your dog this high quality of food on a regular basis is far more expensive. If there is no room in your budget it might be better to stick to kibble, it is nutritionally complete, has an incredible shelf life and is affordable for most any budget.

[The Raw Food Diet](#) is likely the most healthy and best choice for your dog if you are willing to spend the time and money. Please go to this [Raw Diet Resource](#) to learn much more about all the particulars and exactly what to feed your dog, how often to feed your dog, and how much on the RAW Diet.

Good Dog Exercise Routine.

Proper exercise is crucial when it comes to maintaining your dog's happiness and health. Some dogs are very active and need a lot of exercise while others can be quite content just lying around all day. The breed of your dog can give you a glimpse into what activity requirements they will have but each individual dog is somewhat different.

As unfortunate as it may be, too many dogs spend almost all of their life sitting or sleeping and receive very little social interaction or exercise. Dogs have a lot of pent up energy and when they don't get to release that energy through exercise they often become mischievous. When this energy goes unchecked your dog can not only be unhappy but can even damage your home, yard, belongings, themselves, or others.

Often dog owners think their dog is bad or poorly behaved when the real issue is that they just have way too much energy built up for the lifestyle they are being forced to lead. Get your dog lots of exercise and there is a good chance you will see this negative behavior disappear without any extra training.

In addition to making your dog happy and well behaved, spending quality time exercising with your dog is a great bonding experience for both the dog and the owner. There are many activities you can do with your dog that can engage their social nature and get them vital exercise that will keep them happy and healthy.

Some Great Outdoor Activities And Games

- **Go For A Walk:** Walks are one of the most common and easiest ways to get your dog great exercise. Dogs are pack animals and roaming for long distances is something they are built for. A good hour walk everyday is most optimal, But not always possible.

- **Take Your Dog On A Hike:** I have always enjoyed long backwoods hikes, taking them with my dog is even better. Weather on a backwoods trail or on a concrete trail at a local park, your dog will love this pack like traveling activity. Make sure you don't over extend your dogs physical abilities, start with a short hike till you know what your dog is capable of.
- **Play Some Fetch Or Catch:** Take your dog to a park or any open yard and play some catch. Either a tennis ball, some other Chuckit! Small Dog Ball, or a Kong Dog Frisbee are all great options for fetch. I even do this indoors with a tennis ball but if you throw the ball inside you obviously need to be very careful not to break anything and do so at your own risk.
- **Do Some Tracking Activities:** Depending on the breed and personality of your dog they may find tracking to be a stimulating and fun activity. If you want to give tracking a shot with your dog it's easier than you think, start by letting your dog smell an item with a unique smell and moving it increasing distances away for your dog to retrieve. Over time move the items further away and mix them in with different smelling items, then expand to different smells.
- **Set Up Your Own Obstacle Course:** This takes some time and preparation but can be loads of fun for both you and the dog. You can test your dog's agility by setting up any manor of obstacles in your yard, be creative you can use almost anything. Then have your dog run, jump, and follow commands to proceed their way through the course you have built.
- **Outdoor Open Play Time:** Dogs need time outside. If you have a fenced in yard letting your dog run off leash and play on his own will be great exercise. If you live in an apartment or in a city try a dog park if one is available. A dog park is also great for the overall socialization of the dog.

Dog Park Warning: Use caution while at a dog park. Make sure your dog is current on his vaccines and ask to vaccinate him for Borde Tella. Typically this is not part of the standard puppy vaccines but it is easy to contract in behavior classes or the dog park. Other hazards of public dog parks include:

- Contaminated water sources can cause conjunctivitis and bacterial infections.
- Various parasites from dog feces that may not have been picked up.
- Aggressive or dominate behavior from your dog or other dogs.

When choosing a dog park look for one with a clean area and high fences and above all closely monitor your dog to prevent skirmishes.

Fun Indoor Dog Games For Bad Weather Days

There are some days when playing outdoors just isn't feasible. It may be raining or there is just too much to do. Fortunately there are a number of great indoor activities and games you can do with your dog to help burn energy and promote socialization with your dog.

- **Put Your Dog On A Treadmill:** Regular walking is important for the physical and emotional well being of your dog. But let's face reality, not everyone has an hour a day to walk their dog. Even if you do have the time and energy to walk your dog, often the weather doesn't permit it.

Once the dog becomes used to the treadmill they will love the exercise, some dogs even request extra treadmill time. Before starting the process, make sure the treadmill is not facing a wall. This may seem insignificant to you, but it can mean all the difference between the success and failure to your dog.

1- Put your leashed dog on the treadmill while it is off. When your dog is calm and comfortable reward him with treats and praise.

2- Turn the machine on with your dog standing next to it. When he is calm and comfortable with this scenario, reward him with treats and praise.

3- Start the treadmill slowly with him on it. It will more than likely frighten him, but be patient. This part can be time consuming but don't give up. Lure him forward with treats. When he behaves properly, reward him.

All dogs learn this skill at different rates but it usually doesn't take more than a few hours for them to gain confidence and understand what to expect from the treadmill. Within a few days, your dog will gain more confidence and the process of getting him to cooperate will become shorter and shorter. Before you know it, your dog will be a pro and will be dragging YOU to the treadmill.

- **Play Fetch Inside:** A great game that many dogs love is fetch. While playing fetch outside is great for your dog, if you can't quite make it out throwing a tennis ball up or down stairs is great exercise and fun for your dog. Keep in mind to be very careful not to damage property when doing this and do so at your own risk.

- **Watch A Good Movie Or Show:** Some dogs respond to this while others do not. There are a number of Dog Specific Television Programs to watch but I would try starting with some kind of dog related program on television to make sure your dog responds to the television at all before spending any money. Dogs don't see the way humans do and many dogs don't respond to images on the television in any way.
- **Get Your Dog Challenging Toys:** There are lots of fun toys you can buy or even build that will occupy lots of your dog's time and energy. Most of these toys involve hiding treats in the manor that takes some effort to retrieve. There are great food hiding toys like the Kong Classic or the Everlasting Treat Ball and fun and unique dog puzzles like The Dog Tornado and the Dog Brick Game you might want to check these out.
- **Play Some Tug Of War:** This is one of my dog's favorite things to do. I enjoy it a lot when I'm tired; it gives my dog lots of exercise while requiring little energy from me. I can sit in a recliner and hold onto one end of a rope while she tugs on the other until she is exhausted. You're going to need a good quality Kong Tug Of War Rope or some other strong rope or your dog will tear the rope apart quickly.
- **Do Some Dog Grooming:** My two Pitbull's require very little in the way of grooming. I do have to give them routine cleaning and nail trimming, both of which my dogs greatly enjoy. Whatever kind of dog breed you may have the grooming they need is probably easier than you think and learning to do it yourself can help you bond with your animal as well as save you money.
- **Practice Your Dogs Basic Commands:** This is always a good thing to do from time to time. Reinforce your dogs understanding of basic commands like sit, stay, lie down, roll over, come, or other more fancy commands you may have trained them. You can even advance to some more entertaining tricks like balancing a treat on their nose or retrieving a newspaper.

Good Dog Health Care And Practices.

Over the course of you and your dog's life together you will develop a tremendous bond; they do say a dog is man's best friend after all. In order to keep your dog happy and healthy you will need to be well educated on your dog's medical needs and requirements. This will require knowledge and study of your particular breed and the general care and grooming that is needed for that breed of dog.

Get to know your local veterinarian well and familiarize yourself with the treatments and services they provide as soon as possible. Make sure you get their office hours and an emergency phone numbers in case something happens during the night time. The sooner you can choose and meet a veterinarian the better, it is best to get this part figured out before you even get your dog so that you can make sure you are happy with them and will want to use their services for the foreseeable future.

Your vet should let you in on the latest natural dog products to help keep your dog in good shape as well as give you advice on what specific dog products are best for your particular breed and size dog. Different dog breeds have drastically different health issues.

When Should You Call Your Vet?

As soon as you get your new dog be sure to make your first vet appointment for a checkup and to set up a vaccination schedule as well as a date for a spay or neuter appointment if you choose to do so.

You need to know your dog's personality, many people have too much of a wait and see attitude towards their pets health, if something seems to be wrong with your dog you should call your vet as soon as possible and seek their professional guidance. Sometimes while you're waiting to see what's going to happen to your dog, your dog could be in serious medical trouble.

While you can get a wealth of information online it is no substitute for veterinary care. Many ailments or problems have similar symptoms, especially when your dog can't actually speak to tell you exactly what's wrong. Trusting an online forum or internet vet who can't do tests with your dog's life is not a wise decision.

Here are just a few instances when you should call your vet for advice. Your vet may tell you to how to monitor the situation yourself, to make an appointment, or they may refer you to an emergency clinic for immediate attention.

- Always call your vet when you get a new dog or cat to set up a standard check up and appointment schedule for vaccinations.
- Always call your vet if your dog eats some sort of toxin. The diet section of this book lists many things that are toxic to dogs such as specific foods, poisons, and medications. If your dog eats any of these toxins call your vet immediately.
- As you groom your dog you should also be examining their body for problems about once a week. Check for lumps, bumps, rashes, or missing hair patches and alert your veterinarian at any sign of abnormality.
- Call your vet if your dog has swallowed any foreign object that may not go through his digestion system properly.
- If your dog has been hit by a car or in a fight with a wild animal or other dog. Even if there is no sign of injury or bite, there may still be one. Even a small bite could transmit rabies which is common in many wild animals.
- If your dog experiences diarrhea for more than a 24 hour period or if there is blood in your dogs stool you should call a vet immediately.
- If your dog is not eating, not drinking, or acting overly lethargic for a day or more you should call your veterinarian.
- Call your vet if your dog is vomiting regularly or has abdominal tenderness or abdominal swelling, these could possibly be signs of bloat which can be potentially fatal in as little as a few hours.
- Any sign of discharge from the eyes or ears, a hazy look or trouble seeing, lameness, stiffness in moving, or limping are all signs that something could be very wrong and you should consult your veterinarian.

- Bad breath or discolored or yellow teeth can be a sign of dental issues. This isn't an emergency but your vet should be consulted soon as there could be other underlying and more serious issues.
- Know your dog. Any abrupt changes in weight or temperament or any drastic changes in personality or behavior may be cause for concern.

A Vet may be a great source of information and advice and just what you need when you're having a medical emergency with your dog, ultimately the responsibility of your pets general health is on your shoulders. You need to look after your dogs health the way you would your own, keep an eye out for unusual activity, changes in eating habits, or sleeping habits, any marks or missing patches of fur, you and your vet are a team and you need to do your part.

The Best Dog Training You Can Find.

There are many dog training guides available on the internet. Many are absolutely loaded with all the dog training information you can imagine covering everything on how to properly care for, train, raise, feed, and exercise your dog for the most optimum behavior, health, and happiness.

[Pitbull Friends](#) has gone ahead and assembled the best of the best of these dog training guides. These are the top premium complete training guides available on the internet right now.

Here are the top criteria I looked for in dog training:

- Guides that were given by individuals who had extensive personal experience living with and raising dogs themselves. Preferably teacher who were actual trainers by profession.
- Guides that had a number of external online reviews to ensure actual customers were leaving satisfied.
- All Have a 100% Guarantee.

Sit, Stay, Fetch... Number 1 Dog Training Guide Online!

This is the highest rated Dog Training guide online and it should be. A great Dog Training How To information product that I got long ago when I was training my first puppy and I consider it the best there is in home dog training.

This series is no longer call it Sit, Stay, Fetch it is now called Secrets To Dog Training but it is pretty much the same course.



- Completely Created By A Professional Dog Trainer.
- The most popular dog training product online.
- FREE 6 Day course option to try it out.
- A 250 page book includes lots of photos and step by step instructions.
- In depth video that will show you visually how to train your dog.
- There is a member's area and forum.
- Course teaches your pet to respect you as its leader.
- The program also comes with six good bonus eBooks.
- Includes a complete 100% no questions asked money back guarantee.
- Sit, Stay, Fetch offers a physical version where they will actually ship you the CD's if you prefer.

[CLICK TO LEARN MORE ABOUT SECRETS TO DOG TRAINING.](#)

Pitbulls Revealed: Pitbull Terrier Dog Training Guide

Being a Pitbull owner and lover I wanted a training course that was designed specifically with the pitbull terrier in mind. This is a breakthrough special dog guide only for owners of American Pitbull Terriers. Written by Tim Amherst Pitbull Terrier guru who has been around Pitbulls his entire life, everything he learned came through experience. When it comes to raising, training, and caring for Pitbull Terriers this guy really knows what works and what doesn't.



Pitbulls Revealed Pit Guide provides an honest, look into Pit Bull ownership. Discover fascinating facts about the history of the breed, learn which myths are outright lies, discover how to select the ultimate Pit Bull puppy breeder, and much more.

- The little-known history of the American Pitbull Terrier breed.
- Which popular Pit Bull myths are real?
- How to locate and select the best breeders.
- Common pitfalls to avoid when purchasing your Pit Bull puppy.
- How to properly care for your dog.
- 7 essential Pitbull Terrier exercises for maximum fun.
- How to better understand your Pitbull.
- Puppy housebreaking secrets.
- Obedience training and correction mistakes to avoid.
- A whole lot more.
- Includes Three Very Special Bonuses Worth \$56.90

[**CLICK HERE FOR THE PITBULLS REVEALED DOG GUIDE**](#)

The Compete Dog Training Academy Guide... Huge!!!

This is more than just a single eBook; this is an entire Dog Training Academy Course with an easy to follow step by step formula, lots of audio training, 9 free bonuses and more.

It is just a massive amount of material and is all based on avoiding or fixing all the problems your dog may already have or develop. It includes not just a guarantee but a 200% money back guarantee that you will get immediate results for any breed.



So what's YOUR dog up to? Is your dog doing any of these?

- Pees & Poops everywhere, and won't learn how to potty properly.
- Jumps up all over you and YOUR guests.
- Pulls like crazy on the lead, and goes nuts when out for a walk.

- Gets aggressive with you or your family.
- Chews up all your things.
- Bites you or others.
- Digs everywhere and makes a huge mess.
- Cries / Whines and gets upset whenever you leave.
- Or a combination of other behaviors.

No matter if your dog does one of the above or something else, it can be downright annoying as well as embarrassing can't it?

[**CLICK HERE TO GET THE DOG TRAINING ACADEMY**](#)

The Absolute Best Dog Products Online

I searched through the mass of online information products to find the best and most interesting dog training and information guides I could find. The list starts with my favorite three dog and Pitbull training programs, and then goes on to many more obscure and interesting dog info product.

[**Clicker Training: Become A Supertrainer**](#)

Have You Always Wanted To Be That Person In The Park Making Others Jealous When Your Dog Effortlessly Responds To A Clicker That Other People Can't Even Hear; Me Too, And With This Training You Can.

Warning: These 4 Important Secrets About Dog Training Will Change The Way You Look At How To Train Your Dog Forever.



[Pit Bulls Revealed Pitbull Dog Guide](#)

Learn To Properly Raise And Own Your Pitbull From This Pit Bull Terrier Guru From California. Don't Miss His Amazing Techniques For Raising, Training, And Caring Specifically For American Pitbull Terriers.

If You're Looking For A Training Guide That Is Specific To Pitbull Type Breeds This Is The Guide For You. If This Book Is 100% Guaranteed!



[National Pet Pharmacy Online](#)


National Pet Pharmacy is a full online pet med pharmacy that will work directly with your veterinarian. Give National Pet Pharmacy your Vets information and they will take care of everything. Get your medication quick, cheap, and with free shipping.



[How To Litter Box Train Your Dog](#)

Amazing Step By Step Litter Box Dog And Puppy House Training. If You Live In An Apartment And Need Your Dog To Go Inside This Killer Indoor Dog House Breaking Manual Is perfect For You.

You Can Have Quick And Easy Litter Box Training Success With Virtually No Risk Using This Proven Method That Thousands Of People All Over The World Have Used To Relieve Their Indoor Puppy House Training Problems.



[Shocking Dog Food Secrets](#)

In This Shocking FREE Video Report You Will Discover Why 87% Of Dogs Die Too Early And 3 Easy Things You Can Do Today To Keep It From Happening To Your Dog.

- The 'Secret' Reason Every Dog, Including Yours, Is Now At Risk Of An Early Death!
- The Greedy Billion Dollar Companies Spend Millions To Keep The Truth Hidden From You!
- The 3 Quick And Easy Steps You MUST Take To Prevent Your Dog's Early, Death.



[Going Rawr! Complete Raw Food Diet](#)

Discover The Secret Diet that Massive Dog Food Corporations Are Keeping From You. The Diet That Can Help Your Dog Live An Extra 5+ Years. The Diet You May Never Even Have Thought Of.

- The RAW Dog Food Diet Will Make Your Dog Healthier, Happier and They'll Love You for It!
- No More Switching Dog Foods Trying To Find a "Healthy" Brand That They Like.
- No More Wondering If You're Dog Is Eating the Healthiest, Tastiest, Of the Processed Crappy Dog Foods.



[At Home Dog Grooming Secrets](#)

This Is A Simple And Effective Set Of Dog Grooming Secrets That Will Save You Hundreds Of Dollars Each Year And Have Your Dog Looking And Feeling Their Best!

Grooming Your Dog At Home Is Easy, Stress Free (For You And Your Dog) And Very Cheap Once You Know How!



[At Home Veterinary Secrets Revealed](#)

You Can Heal Your Sick Pet At Your Own Home Without Going To The Vet In Less Than 24 Hours. This Guide Can Show You How To Examine, Diagnose, And Treat Your Pet At Home.

Treat Your Pet At Home With Over 1000 At Home Pet Health Remedies: Keep Your Dog Or Cat Healthy And Extend Their Life And Save Money At The Same Time.



[Heal Your Dog The All Natural Way](#)

Natural Dog Healing Reveals The Underlying Causes Of Your Dog's Health Problems And Offers Simple Solutions So That Your Pet Can Live A Longer, Healthier, And Happier Life!

A Naturopathic Physician, Research Scientist & Zoologist Reveals The REAL Way Your Dog Can Achieve Incredible Health.

A Solution Based Insight Into How You Can Heal Your Dog Rapidly & Easily & Save Money At The Same Time.



[Sit, Stay, Fetch Dog Training Program](#)

This Is Significantly The Most Popular Dog Training Product Online And For Good Reason. It's Not Pitbull Specific As The Top One Is But It Is Absolute Top Quality. The Sit, Stay, Fetch Book And Video Are Created By A Professional Dog Trainer And Is 100% Guaranteed.



[Aromatherapy 4 Your Dogs Well Being](#)

Discover How You Can Use Essential Oils To Improve Your Dogs Happiness, Health and General Well Being. You Will Instantly See A Difference In Your Dog's Overall Happiness.



[Pitbull Friends Dog Blog Amazon Store](#)

The Dog Blog And Pitbull Friends website creators have put together an Amazon Store of the best dog products you can find in a wide number of topics.

